

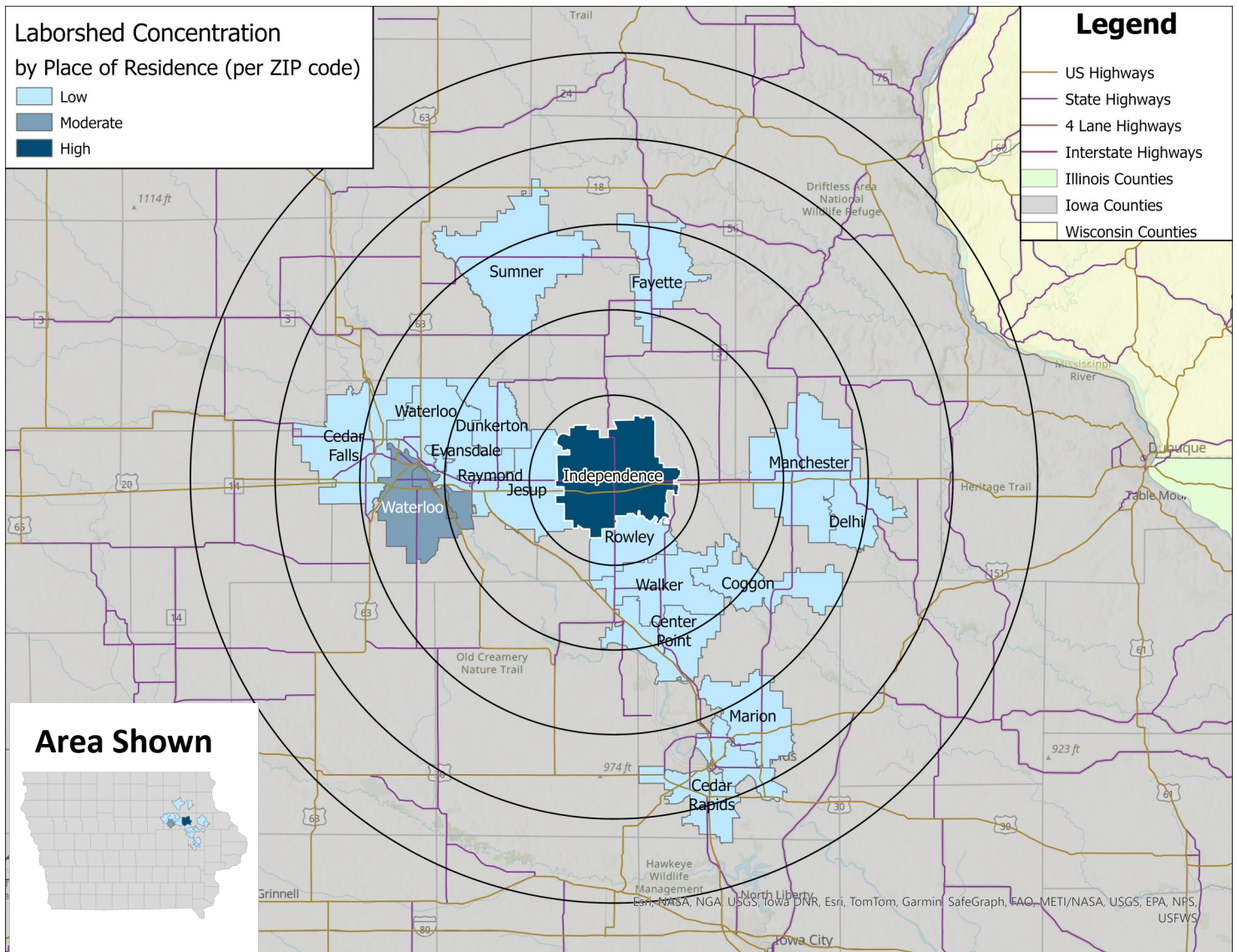
LABOR CHARACTERISTICS

WAREHOUSE & DISTRIBUTION



INDEPENDENCE, IA LABORSHED AREA

CONCENTRATION OF RESPONDENTS WITHIN THE LABORSHED AREA
WITH TRANSFERABLE EXPERIENCE/SKILLS BY PLACE OF RESIDENCE



Workers who have transferable experience/skills in the industry are currently commuting an average of 16 miles one way for work. Those who are likely to change/accept employment are willing to commute an average of 23 miles one way for the right employment opportunity.

FOR MORE INFORMATION REGARDING THE INDEPENDENCE, IA LABORSHED, CONTACT:

Buchanan County Economic Development Commission
112 First Street East, Suite B, PO Box 109
Independence, Iowa 50644

Phone: (319) 334-7497 | E-mail: director@growbuchanan.com
www.growbuchanan.com



LABOR CHARACTERISTICS



WAREHOUSE & DISTRIBUTION

ESTIMATED AVAILABLE LABOR PER OCCUPATIONAL CATEGORY:

- Automotive Service Technicians and Mechanics - 2,530
- Bus and Truck Mechanics and Diesel Engine Specialists - 632
- Cleaners of Vehicles and Equipment - 637
- Dispatchers, Except Police, Fire, and Ambulance - 1,264
- First-Line Supervisors of Mechanics, Installers, and Repairers - 2,529
- First-Line Supervisors of Production and Operating Workers - 1,898
- Heavy and Tractor-Trailer Truck Drivers - 4,427
- Industrial Machinery Mechanics - 633
- Industrial Truck and Tractor Operators - 1,266
- Installation, Maintenance, and Repair Workers, All Other - 3,162
- Laborers and Freight, Stock, and Material Movers, Hand - 4,428
- Light Truck or Delivery Services Drivers - 2,531
- Logisticians - 629
- Packers and Packagers, Hand - 1,267
- Production Workers, All Other - 3,164
- Production, Planning, and Expediting Clerks - 630
- Rail Transportation Workers, All Other - 635
- Railroad Conductors and Yardmasters - 634
- Shipping, Receiving, and Traffic Clerks - 1,265
- Team Assemblers - 3,163
- Transportation Inspectors - 636
- Transportation, Storage, and Distribution Managers - 628

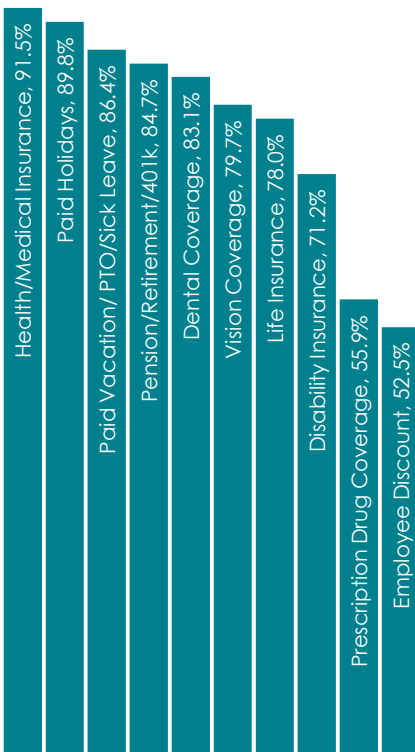
AN ESTIMATED TOTAL OF **38,588** PEOPLE IN THE LABORSHED AREA

UNDEREMPLOYMENT (ESTIMATED):

- Low hours - 1.6% (74)
- Low income - 0.0%
- Mismatch of skills - 8.2% (381)
- Total - 8.2% (381)

(Individuals counted only once when estimating Total Underemployment.)

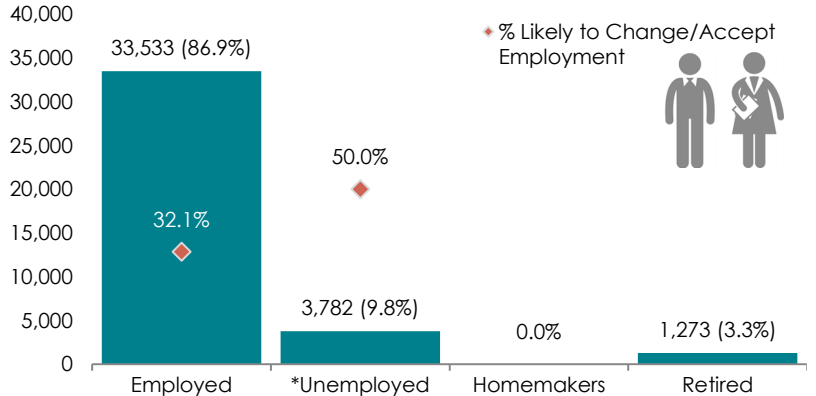
CURRENT BENEFITS:



DESIRED BENEFITS:



ESTIMATED TOTAL BY EMPLOYMENT STATUS (PERCENTAGE):



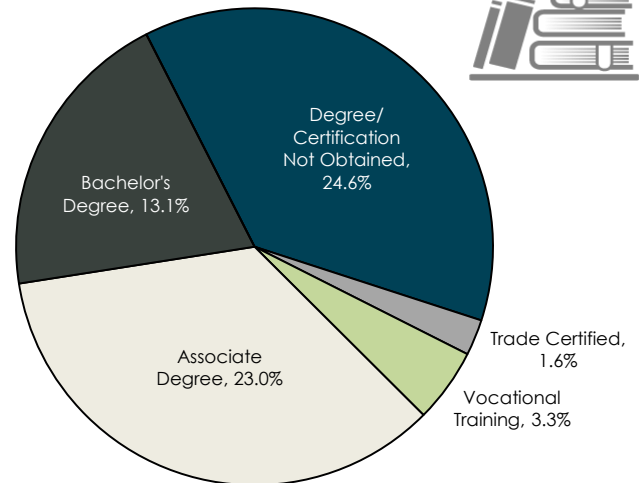
*Employment status is self-identified by the survey respondent. The unemployment percentage does not reflect the unemployment rate published by the U.S. Bureau of Labor Statistics, which applies a stricter definition.

EMPLOYMENT STATS:

- 75.4% paid an hourly wage
- 88.5% are/were employed full-time
- 11.5% are/were employed part-time
- 3.8% are/were self-employed
- 9.4% hold two or more jobs
- Currently working an average of 43 hours/week

EDUCATIONAL LEVEL:

(65.6% HAVE AN EDUCATION BEYOND HIGH SCHOOL)



TOP JOB SEARCH RESOURCES:

(For those seeking employment opportunities, by use.)

- Internet - 79.3%
 - www.indeed.com
 - www.glassdoor.com
 - www.linkedin.com
- Networking through friends, family or acquaintances - 37.9%
- IowaWORKS Centers - 13.8%
- Newspapers - 12.1%
 - Independence Bulletin-Journal



LABOR CHARACTERISTICS



WAREHOUSE & DISTRIBUTION

OCCUPATION	OCCUPATIONAL CODE	MEAN WAGE	ENTRY WAGE	EXPERIENCED WAGE	MEDIAN WAGE	MEAN ANNUAL SALARY
Aircraft Mechanics and Service Technicians	49-3011	\$31.98	\$23.34	\$36.31	\$30.59	\$66,529
Automotive Body and Related Repairers	49-3021	\$25.66	\$18.78	\$29.10	\$23.99	\$53,377
Automotive Service Technicians and Mechanics	49-3023	\$23.16	\$16.06	\$26.70	\$22.53	\$48,166
Bus and Truck Mechanics and Diesel Engine Specialists	49-3031	\$28.54	\$19.66	\$32.98	\$27.51	\$59,359
Cargo and Freight Agents	43-5011	\$24.24	\$19.69	\$26.51	\$21.44	\$50,411
Cleaners of Vehicles and Equipment	53-7061	\$16.63	\$12.34	\$18.77	\$14.60	\$34,582
Conveyor Operators and Tenders	53-7011	\$19.31	\$15.76	\$21.08	\$15.91	\$40,159
Dispatchers, Except Police, Fire, and Ambulance	43-5032	\$28.29	\$17.37	\$33.75	\$27.40	\$58,839
First-Line Supervisors of Mechanics, Installers, and Repairers	49-1011	\$36.40	\$24.17	\$42.51	\$35.79	\$75,708
First-Line Supervisors of Production and Operating Workers	51-1011	\$34.20	\$24.25	\$39.18	\$32.27	\$71,146
Heavy and Tractor-Trailer Truck Drivers	53-3032	\$25.82	\$19.40	\$29.02	\$24.43	\$53,697
Helpers--Installation, Maintenance, and Repair Workers	49-9098	\$17.21	\$12.38	\$19.63	\$17.15	\$35,800
Helpers--Production Workers	51-9198	\$20.67	\$16.65	\$22.68	\$20.66	\$42,990
Industrial Machinery Mechanics	49-9041	\$31.93	\$24.30	\$35.74	\$30.87	\$66,410
Industrial Truck and Tractor Operators	53-7051	\$21.79	\$17.64	\$23.87	\$21.09	\$45,324
Inspectors, Testers, Sorters, Samplers, and Weighers	51-9061	\$23.07	\$16.94	\$26.13	\$22.69	\$47,980
Installation, Maintenance, and Repair Workers, All Other	49-9099	\$22.43	\$16.53	\$25.38	\$22.23	\$46,660
Laborers and Freight, Stock, and Material Movers, Hand	53-7062	\$20.24	\$15.87	\$22.42	\$20.15	\$42,098
Light Truck or Delivery Services Drivers	53-3033	\$22.64	\$13.60	\$27.15	\$20.61	\$47,082
Logisticians	13-1081	\$39.76	\$27.63	\$45.82	\$41.43	\$82,699
Machine Feeders and Offbearers	53-7063	\$28.63	\$20.06	\$32.92	\$26.04	\$59,559
Maintenance and Repair Workers, General	49-9071	\$24.41	\$16.98	\$28.13	\$22.96	\$50,778
Motor Vehicle Operators, All Other	53-3099	\$19.68	\$17.05	\$20.99	\$18.46	\$40,930
Packers and Packagers, Hand	53-7064	\$17.17	\$14.25	\$18.63	\$17.12	\$35,709
Production Workers, All Other	51-9199	\$19.68	\$15.45	\$21.79	\$19.97	\$40,925
Production, Planning, and Expediting Clerks	43-5061	\$29.38	\$20.27	\$33.94	\$28.48	\$61,116
Protective Service Workers, All Other	33-9099	\$17.54	\$13.70	\$19.46	\$17.44	\$36,483
Shipping, Receiving, and Traffic Clerks	43-5071	\$20.79	\$15.23	\$23.56	\$20.46	\$43,234
Transportation Inspectors	53-6051	\$22.07	\$18.25	\$23.97	\$18.55	\$45,896
Transportation, Storage, and Distribution Managers	11-3071	\$49.37	\$33.41	\$57.35	\$45.15	\$102,693
Weighers, Measurers, Checkers, and Samplers, Recordkeeping	43-5111	\$19.65	\$15.58	\$21.68	\$19.82	\$40,868

The 2024 Iowa Wage data for the Independence Laborshed area was produced by the Labor Force & Occupational Analysis Bureau to provide communities local information on wages by occupation. Additional occupational wage and employment data for the Independence Laborshed area can be found at workforce.iowa.gov/laborshed/data. For more information regarding the 2024 OEWS estimates visit: bls.gov/oes/2024/may/oes_tec.htm

Balance of data compiled by Iowa Workforce Development using Laborshed data released in 2025.