

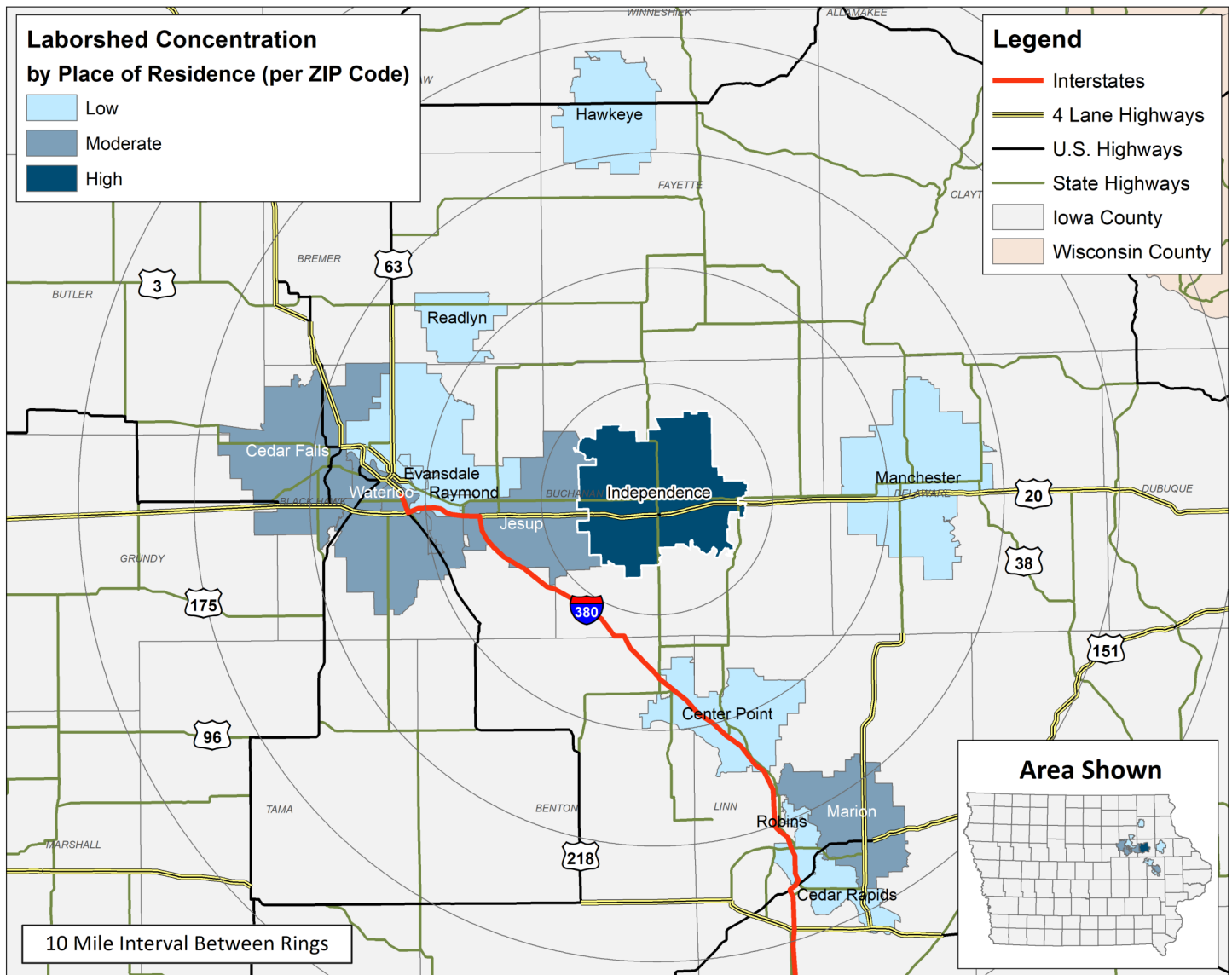
LABOR CHARACTERISTICS

FINANCIAL SERVICES



INDEPENDENCE, IA LABORSHED AREA

CONCENTRATION OF RESPONDENTS WITHIN THE LABORSHED AREA
WITH TRANSFERABLE EXPERIENCE/SKILLS BY PLACE OF RESIDENCE



Workers who have transferable experience/skills in the industry are currently commuting an average of 6 miles one way for work. Those who are likely to change/accept employment are willing to commute an average of 18 miles one way for the right employment opportunity.

FOR MORE INFORMATION REGARDING THE INDEPENDENCE, IA LABORSHED, CONTACT:

LABOR CHARACTERISTICS



FINANCIAL SERVICES

ESTIMATED AVAILABLE LABOR PER OCCUPATIONAL CATEGORY:

- Accountants and Auditors - 1,226
- Bill and Account Collectors - 615
- Bookkeeping, Accounting, and Auditing Clerks - 616
- Compliance Officers - 611
- Computer and Information Systems Managers - 609
- Customer Service Representatives - 3,679
- Database Administrators - 614
- Financial Managers - 610
- First-Line Supervisors of Office and Administrative Support Workers - 4,906
- Insurance Sales Agents - 1,839
- Insurance Underwriters - 612
- Loan Interviewers and Clerks - 617
- Loan Officers - 613

AN ESTIMATED TOTAL OF **17,167** PEOPLE IN THE LABORSHED AREA

UNDEREMPLOYMENT (ESTIMATED):

- Low hours - 0.0%
- Low income - 0.0%
- Mismatch of skills - 3.6% (70)
- Total - 3.6% (70)


(Individuals counted only once when estimating Total Underemployment.)



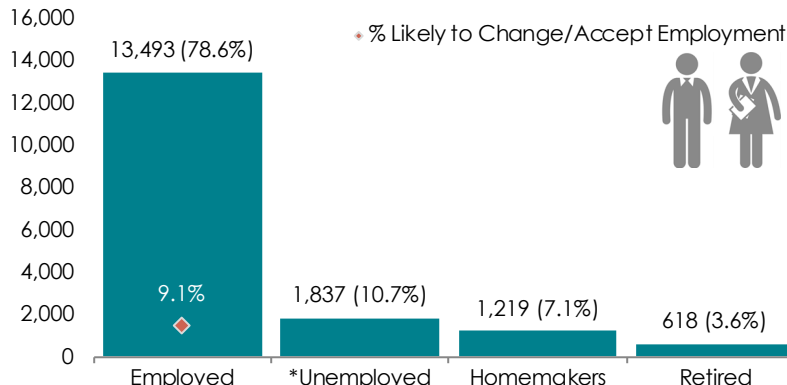
CURRENT BENEFITS:



DESIRED BENEFITS:



ESTIMATED TOTAL BY EMPLOYMENT STATUS (PERCENTAGE):



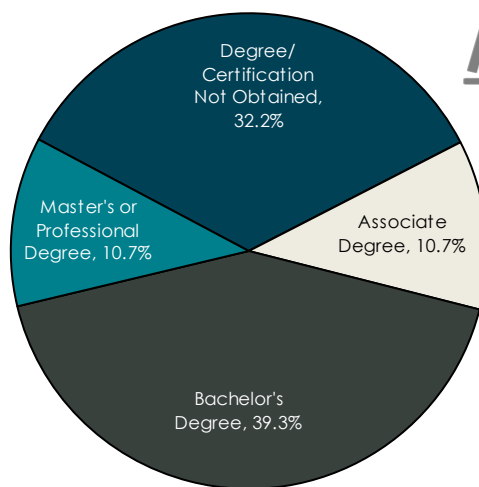
*Employment status is self-identified by the survey respondent. The unemployment percentage does not reflect the unemployment rate published by the U.S. Bureau of Labor Statistics, which applies a stricter definition.

EMPLOYMENT STATS:

- 55.6% paid an hourly wage
- 85.2% are/were employed full-time
- 14.8% are/were employed part-time
- 20.8% are/were self-employed
- 22.7% hold two or more jobs
- Currently working an average of 43 hours/week

EDUCATIONAL LEVEL:

(92.9% HAVE AN EDUCATION BEYOND HIGH SCHOOL)



TOP JOB SEARCH RESOURCES:

(For those seeking employment opportunities, by use.)

- Internet - 81.5%
 - www.indeed.com
 - www.linkedin.com
 - www.monster.com
- Networking through friends, family or acquaintances - 48.1%
- IowaWORKS Centers - 25.9%
- Newspapers - 14.8%



LABOR CHARACTERISTICS



FINANCIAL SERVICES

OCCUPATION	OCCUPATIONAL CODE	MEAN WAGE	ENTRY WAGE	EXPERIENCED WAGE	MEDIAN WAGE	MEAN ANNUAL SALARY
Accountants and Auditors	13-2011	\$34.58	\$23.91	\$39.92	\$31.29	\$71,936
Bill and Account Collectors	43-3011	\$14.76	\$12.95	\$15.66	\$14.07	\$30,696
Billing and Posting Clerks	43-3021	\$19.42	\$15.47	\$21.40	\$18.83	\$40,396
Bookkeeping, Accounting, and Auditing Clerks	43-3031	\$18.99	\$12.66	\$22.16	\$18.37	\$39,499
Brokerage Clerks	43-4011	\$19.92	\$14.83	\$22.47	\$18.14	\$41,438
Claims Adjusters, Examiners, and Investigators	13-1031	\$27.93	\$19.66	\$32.06	\$24.87	\$58,085
Compliance Officers	13-1041	\$32.17	\$21.45	\$37.53	\$30.00	\$66,911
Computer and Information Systems Managers	11-3021	\$58.99	\$40.39	\$68.29	\$55.86	\$122,699
Credit Authorizers, Checkers, and Clerks	43-4041	\$21.27	\$16.20	\$23.81	\$20.72	\$44,242
Credit Counselors	13-2071	\$18.32	\$13.59	\$20.68	\$16.51	\$38,100
Customer Service Representatives	43-4051	\$19.27	\$13.20	\$22.30	\$18.02	\$40,079
Financial Clerks, All Other	43-3099	\$20.73	\$16.19	\$23.00	\$19.42	\$43,121
Financial Examiners	13-2061	\$41.71	\$24.36	\$50.38	\$37.44	\$86,749
Financial Managers	11-3031	\$56.38	\$33.10	\$68.02	\$50.63	\$117,265
First-Line Supervisors of Non-Retail Sales Workers	41-1012	\$40.84	\$27.01	\$47.75	\$38.84	\$84,937
First-Line Supervisors of Office and Administrative Support Workers	43-1011	\$28.04	\$18.80	\$32.66	\$25.89	\$58,322
Insurance Claims and Policy Processing Clerks	43-9041	\$18.61	\$14.89	\$20.47	\$18.19	\$38,702
Insurance Sales Agents	41-3021	\$29.24	\$15.34	\$36.19	\$24.63	\$60,812
Insurance Underwriters	13-2053	\$31.38	\$20.53	\$36.81	\$29.27	\$65,272
Loan Interviewers and Clerks	43-4131	\$21.76	\$17.20	\$24.04	\$21.47	\$45,259
Loan Officers	13-2072	\$34.87	\$18.81	\$42.90	\$31.83	\$72,524
New Accounts Clerks	43-4141	\$16.60	\$13.37	\$18.21	\$15.48	\$34,521
Personal Financial Advisors	13-2052	\$31.78	\$16.81	\$39.27	\$27.15	\$66,105
Securities, Commodities, and Financial Services Sales Agents	41-3031	\$30.92	\$17.55	\$37.60	\$25.34	\$64,308
Statistical Assistants	43-9111	\$34.34	\$22.89	\$40.07	\$30.91	\$71,436
Statisticians	15-2041	\$30.42	\$15.97	\$37.65	\$24.35	\$63,273
Telemarketers	41-9041	\$13.28	\$9.63	\$15.11	\$12.37	\$27,624
Tellers	43-3071	\$13.99	\$10.45	\$15.76	\$14.02	\$29,091

The 2021 Iowa Wage data for the Independence, IA Laborshed area was produced by the Labor Force & Occupational Analysis Bureau to provide communities local information on wages by occupation. The source of the wage and employment data is based on the May 2020 OES estimates. Additional occupational wage and employment data can be found at www.iowalmi.gov/laborshed.