

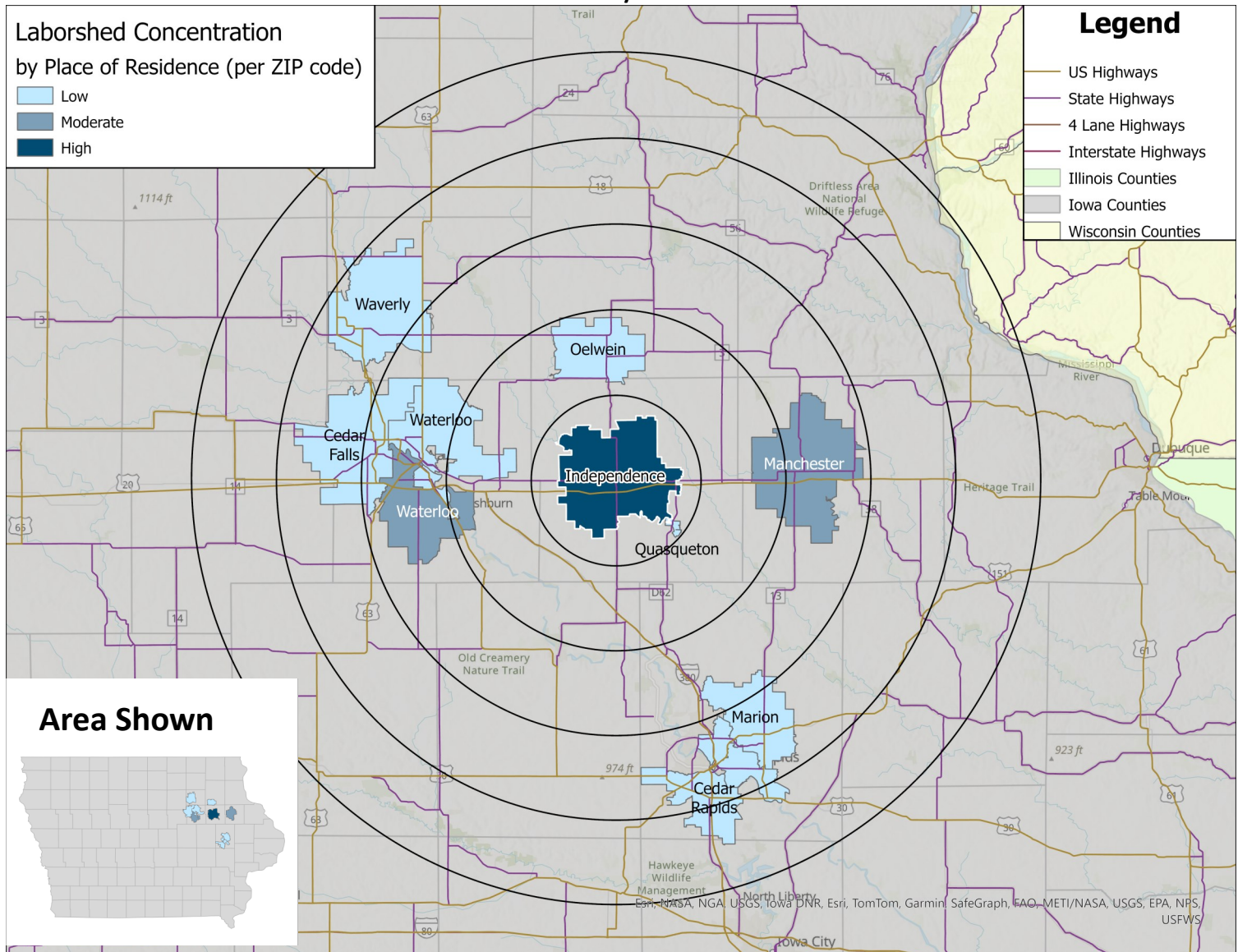
LABOR CHARACTERISTICS

FINANCIAL SERVICES



INDEPENDENCE, IA LABORSHED AREA

CONCENTRATION OF RESPONDENTS WITHIN THE LABORSHED AREA
WITH TRANSFERABLE EXPERIENCE/SKILLS BY PLACE OF RESIDENCE



Workers who have transferable experience/skills in the industry are currently commuting an average of 15 miles one way for work. Those who are likely to change/accept employment are willing to commute an average of 34 miles one way for the right employment opportunity.

FOR MORE INFORMATION REGARDING THE INDEPENDENCE, IA LABORSHED, CONTACT:

Buchanan County Economic Development Commission
112 First Street East, Suite B, PO Box 109
Independence, Iowa 50644

Phone: (319) 334-7497 | E-mail: director@growbuchanan.com
www.growbuchanan.com




LABOR CHARACTERISTICS



FINANCIAL SERVICES

ESTIMATED AVAILABLE LABOR PER OCCUPATIONAL CATEGORY:

- Accountants and Auditors - 1,259
- Bill and Account Collectors - 631
- Bookkeeping, Accounting, and Auditing Clerks - 1,261
- Customer Service Representatives - 1,889
- Financial Managers - 3,778
- First-Line Supervisors of Non-Retail Sales Workers - 630
- Insurance Claims and Policy Processing Clerks - 633
- Insurance Sales Agents - 1,260
- Insurance Underwriters - 627
- Loan Interviewers and Clerks - 632
- Loan Officers - 629
- Personal Financial Advisors - 626
- Supervisors of Office and Administrative Support Workers - 3,779



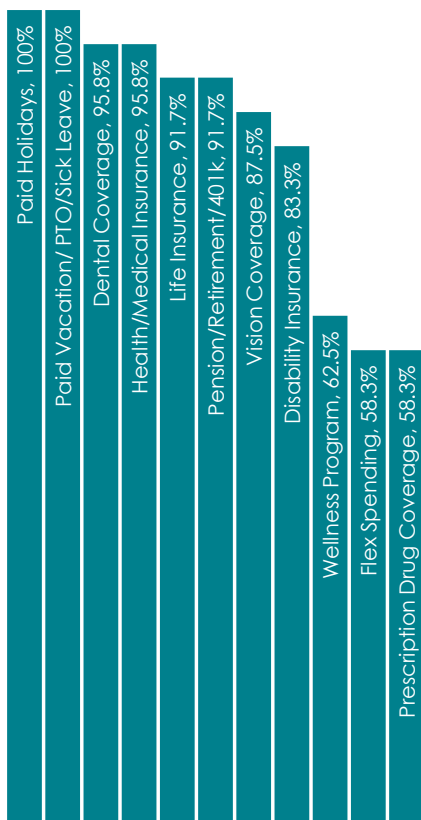
AN ESTIMATED TOTAL OF **17,634** PEOPLE IN THE LABORSHED AREA

UNDEREMPLOYMENT (ESTIMATED):

- Low hours - 0.0%
- Mismatch of skills - 7.1% (151)
- Low income - 0.0%
- Total - 7.1% (151)

(Individuals counted only once when estimating Total Underemployment.)

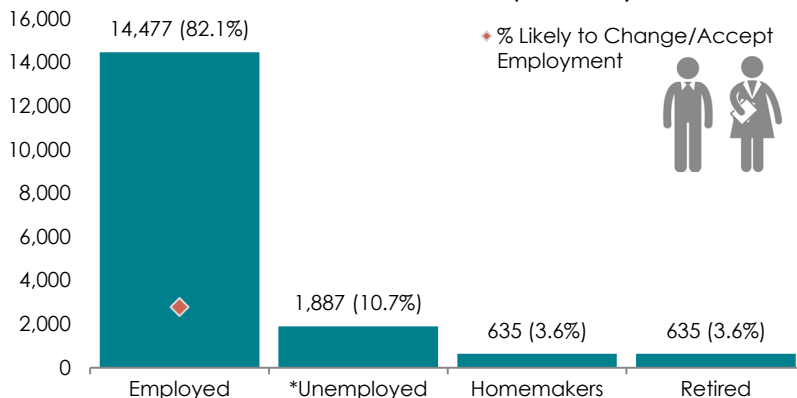
CURRENT BENEFITS:



DESIRED BENEFITS:



ESTIMATED TOTAL BY EMPLOYMENT STATUS (PERCENTAGE):



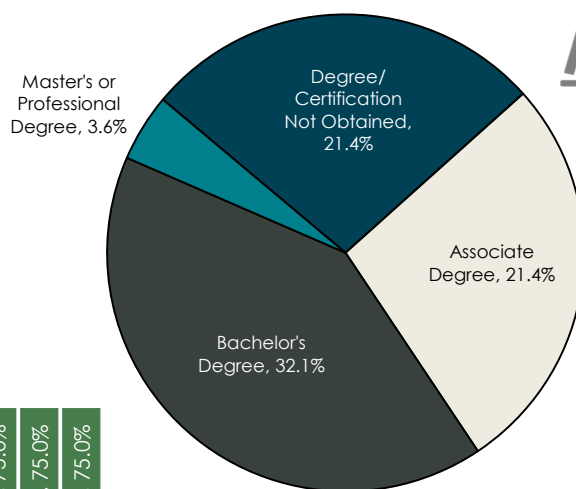
**Employment status is self-identified by the survey respondent. The unemployment percentage does not reflect the unemployment rate published by the U.S. Bureau of Labor Statistics, which applies a stricter definition.*

EMPLOYMENT STATS:

- 60.7% paid an annual salary
- 89.3% are/were employed full-time
- 10.7% are/were employed part-time
- 12.5% are/were self-employed
- 0.0% hold two or more jobs
- Currently working an average of 39 hours/week

EDUCATIONAL LEVEL:

(78.5% HAVE AN EDUCATION BEYOND HIGH SCHOOL)



TOP JOB SEARCH RESOURCES:

(For those seeking employment opportunities, by use.)

- Internet - 96.4%
 - www.indeed.com
 - www.linkedin.com
 - [Company/Organization Websites](#)
- Networking through friends, family or acquaintances - 46.4%
- IowaWORKS Centers - 21.4%
- Private Employment Services - 17.9%



LABOR CHARACTERISTICS



FINANCIAL SERVICES

OCCUPATION	OCCUPATIONAL CODE	MEAN WAGE	ENTRY WAGE	EXPERIENCED WAGE	MEDIAN WAGE	MEAN ANNUAL SALARY
Accountants and Auditors	13-2011	\$38.39	\$25.00	\$45.08	\$34.80	\$79,849
Actuaries	15-2011	\$60.84	\$40.77	\$70.87	\$53.95	\$126,538
Bill and Account Collectors	43-3011	\$18.59	\$15.44	\$20.16	\$16.77	\$38,661
Billing and Posting Clerks	43-3021	\$21.35	\$17.21	\$23.42	\$20.41	\$44,409
Bookkeeping, Accounting, and Auditing Clerks	43-3031	\$23.19	\$16.38	\$26.59	\$22.29	\$48,226
Brokerage Clerks	43-4011	\$22.40	\$19.42	\$23.89	\$22.38	\$46,594
Claims Adjusters, Examiners, and Investigators	13-1031	\$30.89	\$20.56	\$36.05	\$28.15	\$64,247
Compliance Officers	13-1041	\$31.87	\$21.23	\$37.19	\$30.80	\$66,285
Computer and Information Systems Managers	11-3021	\$67.97	\$45.90	\$79.01	\$63.48	\$141,384
Credit Analysts	13-2041	\$35.69	\$27.14	\$39.96	\$34.31	\$74,235
Credit Authorizers, Checkers, and Clerks	43-4041	\$20.47	\$17.21	\$22.10	\$19.01	\$42,587
Credit Counselors	13-2071	\$21.53	\$17.70	\$23.44	\$21.78	\$44,775
Customer Service Representatives	43-4051	\$21.00	\$15.04	\$23.98	\$19.68	\$43,673
Financial Analysts	13-2051	\$41.40	\$27.69	\$48.26	\$40.61	\$86,122
Financial Clerks, All Other	43-3099	\$21.34	\$16.95	\$23.54	\$21.98	\$44,396
Financial Examiners	13-2061	\$41.75	\$27.03	\$49.12	\$37.40	\$86,849
Financial Managers	11-3031	\$62.43	\$36.36	\$75.46	\$57.14	\$129,845
Financial Specialists, All Other	13-2099	\$35.01	\$21.92	\$41.56	\$30.04	\$72,828
First-Line Supervisors of Non-Retail Sales Workers	41-1012	\$44.22	\$25.45	\$53.61	\$38.69	\$91,980
First-Line Supervisors of Office and Administrative Support Workers	43-1011	\$30.29	\$19.83	\$35.53	\$29.11	\$63,007
Insurance Claims and Policy Processing Clerks	43-9041	\$21.37	\$17.43	\$23.34	\$20.27	\$44,449
Insurance Sales Agents	41-3021	\$35.39	\$20.07	\$43.05	\$27.38	\$73,609
Insurance Underwriters	13-2053	\$34.84	\$24.65	\$39.94	\$29.37	\$72,477
Loan Interviewers and Clerks	43-4131	\$22.63	\$18.24	\$24.83	\$22.37	\$47,079
Loan Officers	13-2072	\$38.56	\$23.77	\$45.96	\$32.81	\$80,212
New Accounts Clerks	43-4141	\$20.03	\$16.58	\$21.75	\$20.02	\$41,659
Personal Financial Advisors	13-2052	\$53.82	\$23.52	\$68.96	\$36.77	\$111,940
Securities, Commodities, and Financial Services Sales Agents	41-3031	\$51.01	\$21.14	\$65.94	\$33.48	\$106,095
Statistical Assistants	43-9111	\$36.54	\$29.42	\$40.11	\$37.26	\$76,011
Telemarketers	41-9041	\$14.19	\$12.12	\$15.22	\$13.29	\$29,505
Tellers	43-3071	\$17.74	\$14.59	\$19.32	\$17.59	\$36,900

The 2024 Iowa Wage data for the Independence Laborshed area was produced by the Labor Force & Occupational Analysis Bureau to provide communities local information on wages by occupation. Additional occupational wage and employment data for the Independence Laborshed area can be found at workforce.iowa.gov/laborshed/data. For more information regarding the 2024 OEWS estimates visit: bls.gov/oes/2024/may/oes_tec.htm

Balance of data compiled by Iowa Workforce Development using Laborshed data released in 2025.