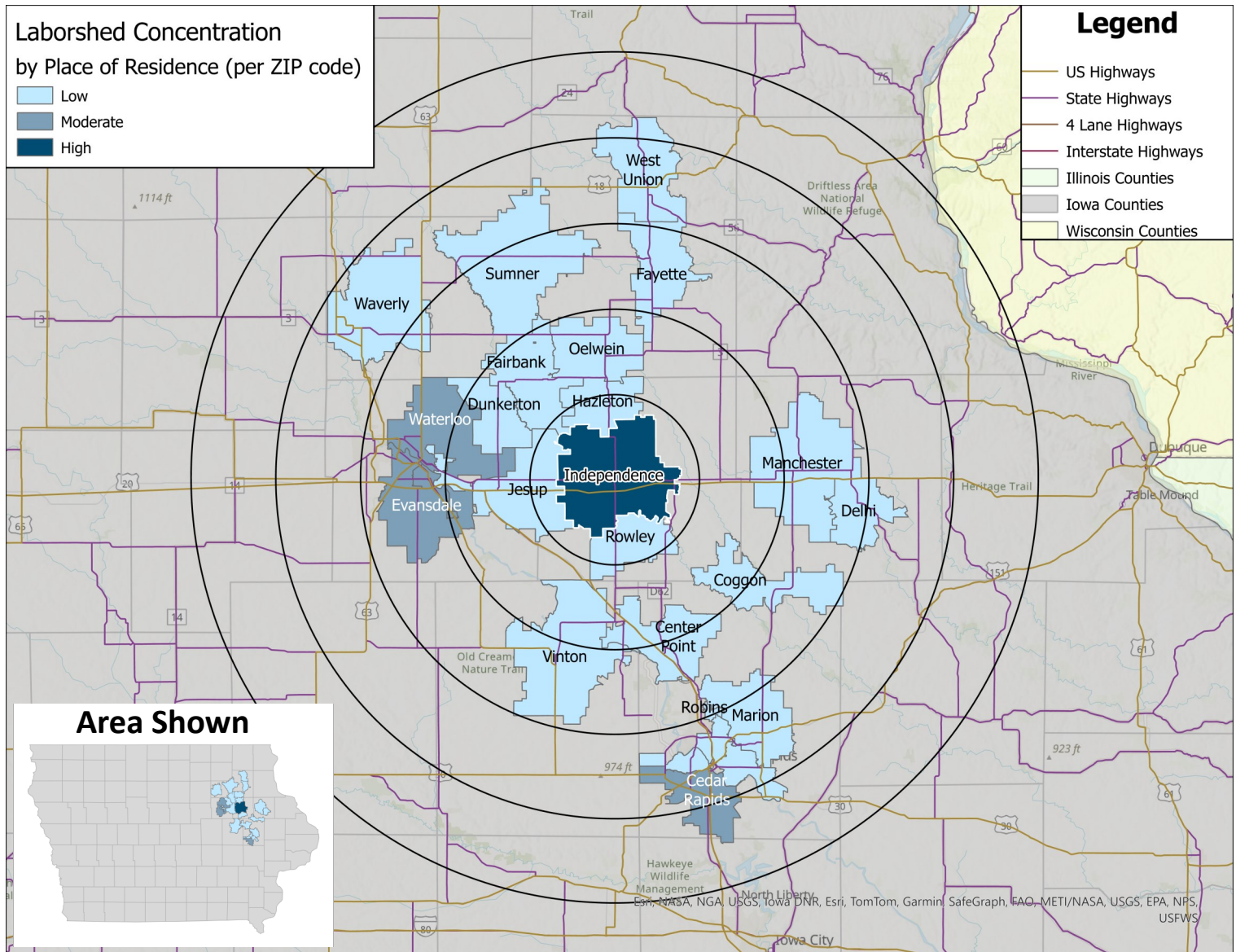


LABOR CHARACTERISTICS

ADVANCED MANUFACTURING

INDEPENDENCE, IA LABORSHED AREA

CONCENTRATION OF RESPONDENTS WITHIN THE LABORSHED AREA
WITH TRANSFERABLE EXPERIENCE/SKILLS BY PLACE OF RESIDENCE



Workers who have transferable experience/skills in the industry are currently commuting an average of 14 miles one way for work. Those who are likely to change/accept employment are willing to commute an average of 25 miles one way.

FOR MORE INFORMATION REGARDING THE INDEPENDENCE, IA LABORSHED, CONTACT:

Buchanan County Economic Development Commission
112 First Street East, Suite B, PO Box 109
Independence, Iowa 50644

Phone: (319) 334-7497 | E-mail: director@growbuchanan.com
www.growbuchanan.com



LABOR CHARACTERISTICS

ADVANCED MANUFACTURING

ESTIMATED AVAILABLE LABOR PER OCCUPATIONAL CATEGORY:

- Architectural and Engineering Managers - 625
- Assemblers and Fabricators, All Other - 1,262
- Bus and Truck Mechanics and Diesel Engine Specialists - 631
- Computer Hardware Engineers - 626
- Cutting, Punching, and Press Machine Setters, Operators, and Tenders, Metal and Plastic - 633
- Electrical and Electronic Engineering Technicians - 627
- Electricians - 1,891
- Engineering Technicians, Except Drafters, All Other - 630
- Engineers, All Other - 2,522
- First-Line Supervisors of Mechanics, Installers, and Repairers - 2,523
- First-Line Supervisors of Production and Operating Workers - 1,892
- Grinding and Polishing Workers, Hand - 637
- Heavy and Tractor-Trailer Truck Drivers - 4,414
- Industrial Engineering Technicians - 628
- Industrial Engineers - 1,260
- Industrial Machinery Mechanics - 632
- Industrial Production Managers - 1,259
- Industrial Truck and Tractor Operators - 1,263
- Installation, Maintenance, and Repair Workers, All Other - 3,153
- Laborers and Freight, Stock, and Material Movers, Hand - 4,415
- Light Truck or Delivery Services Drivers - 2,524
- Machinists - 1,893
- Mechanical Engineering Technicians - 629
- Mechanical Engineers - 1,261
- Metal Workers and Plastic Workers, All Other - 636
- Multiple Machine Tool Operators & Tenders, Metal & Plastic - 1,894
- Packers and Packagers, Hand - 1,264
- Production Workers, All Other - 3,155
- Tank Car, Truck, and Ship Loaders - 1,265
- Team Assemblers - 3,154
- Tool and Die Makers - 634

AN ESTIMATED TOTAL OF **49,832** PEOPLE IN THE LABORSHED AREA

UNDEREMPLOYMENT (ESTIMATED):

- Low hours - 0.0%
- Low income - 1.3% (78)
- Mismatch of skills - 7.6% (456)
- Total - 8.9% (534)

(Individuals counted only once when estimating Total Underemployment.)

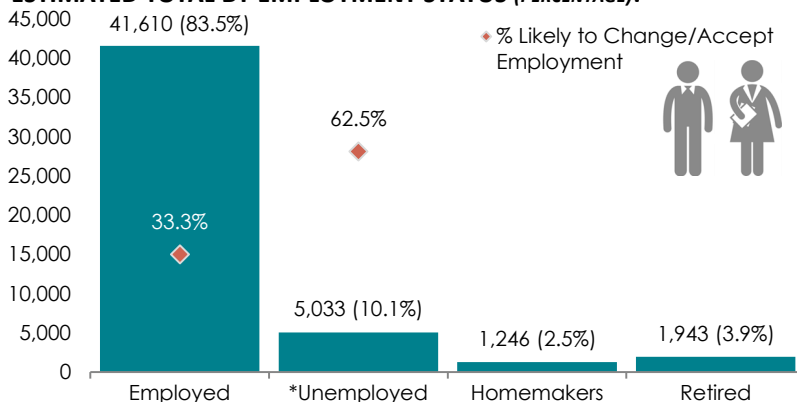
CURRENT BENEFITS:



DESIRED BENEFITS:



ESTIMATED TOTAL BY EMPLOYMENT STATUS (PERCENTAGE):



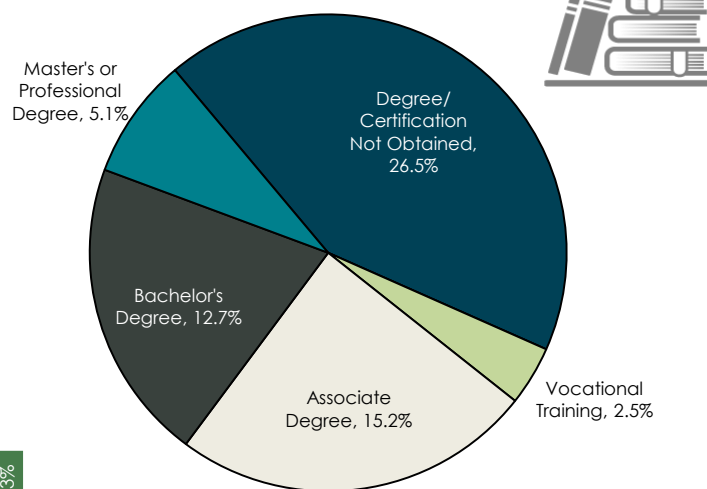
*Employment status is self-identified by the survey respondent. The unemployment percentage does not reflect the unemployment rate published by the U.S. Bureau of Labor Statistics, which applies a stricter definition.

EMPLOYMENT STATS:

- 73.4% paid an hourly wage
- 88.6% are/were employed full-time
- 11.4% are/were employed part-time
- 1.5% are/were self-employed
- 12.1% hold two or more jobs
- Currently working an average of 42 hours/week

EDUCATIONAL LEVEL:

(62.0% HAVE AN EDUCATION BEYOND HIGH SCHOOL)



TOP JOB SEARCH RESOURCES:

(For those seeking employment opportunities, by use.)

- Internet - 75.3%
 - www.indeed.com
 - www.linkedin.com
 - Company/Organization Websites
- Networking through friends, family or acquaintances - 40.3%
- IowaWORKS Centers - 19.5%
- Private Employment Services - 10.4%

LABOR CHARACTERISTICS

ADVANCED MANUFACTURING

OCCUPATION	OCCUPATIONAL CODE	MEAN WAGE	ENTRY WAGE	EXPERIENCED WAGE	MEDIAN WAGE	MEAN ANNUAL SALARY
Adhesive Bonding Machine Operators and Tenders	51-9191	\$24.29	\$21.12	\$25.88	\$22.67	\$50,529
Architectural and Engineering Managers	11-9041	\$72.23	\$54.61	\$81.04	\$69.23	\$150,236
Bus and Truck Mechanics and Diesel Engine Specialists	49-3031	\$28.54	\$19.66	\$32.98	\$27.51	\$59,359
Cleaning, Washing, and Metal Pickling Equipment Operators and Tenders	51-9192	\$22.28	\$15.83	\$25.50	\$21.86	\$46,335
Computer Hardware Engineers	17-2061	\$50.41	\$31.81	\$59.71	\$49.57	\$104,861
Cutting, Punching, and Press Machine Setters, Operators, and Tenders, Metal and Plastic	51-4031	\$21.42	\$17.61	\$23.32	\$21.27	\$44,544
Electrical and Electronic Engineering Technicians	17-3023	\$34.44	\$23.77	\$39.77	\$33.44	\$71,636
Electrical and Electronics Repairers, Commercial and Industrial Equipment	49-2094	\$33.17	\$26.87	\$36.33	\$30.00	\$69,003
Electrical Engineers	17-2071	\$56.18	\$37.08	\$65.73	\$51.66	\$116,859
Electricians	47-2111	\$30.49	\$20.41	\$35.52	\$29.90	\$63,414
Electro-Mechanical Technicians	17-3024	\$31.79	\$25.78	\$34.80	\$30.47	\$66,129
Electronics Engineers, Except Computer	17-2072	\$45.84	\$34.66	\$51.43	\$45.23	\$95,354
Engineering Technicians, Except Drafters, All Other	17-3029	\$29.70	\$17.75	\$35.68	\$28.15	\$61,782
Engineers, All Other	17-2199	\$47.35	\$29.87	\$56.08	\$47.77	\$98,479
First-Line Supervisors of Mechanics, Installers, and Repairers	49-1011	\$36.40	\$24.17	\$42.51	\$35.79	\$75,708
First-Line Supervisors of Production and Operating Workers	51-1011	\$34.20	\$24.25	\$39.18	\$32.27	\$71,146
Foundry Mold and Coremakers	51-4071	\$20.87	\$18.06	\$22.27	\$18.92	\$43,403
Furnace, Kiln, Oven, Drier, and Kettle Operators and Tenders	51-9051	\$20.86	\$17.85	\$22.36	\$19.85	\$43,381
Grinding and Polishing Workers, Hand	51-9022	\$21.64	\$18.14	\$23.40	\$22.17	\$45,021
Heat Treating Equipment Setters, Operators, and Tenders, Metal and Plastic	51-4191	\$22.15	\$18.75	\$23.85	\$22.50	\$46,074
Heavy and Tractor-Trailer Truck Drivers	53-3032	\$25.82	\$19.40	\$29.02	\$24.43	\$53,697
Helpers--Production Workers	51-9198	\$20.67	\$16.65	\$22.68	\$20.66	\$42,990
Industrial Engineering Technicians	17-3026	\$27.28	\$17.32	\$32.25	\$27.80	\$56,735
Industrial Engineers	17-2112	\$46.28	\$36.32	\$51.26	\$48.82	\$96,267
Industrial Machinery Mechanics	49-9041	\$31.93	\$24.30	\$35.74	\$30.87	\$66,410
Industrial Production Managers	11-3051	\$56.13	\$37.37	\$65.51	\$51.16	\$116,747
Industrial Truck and Tractor Operators	53-7051	\$21.79	\$17.64	\$23.87	\$21.09	\$45,324
Inspectors, Testers, Sorters, Samplers, and Weighers	51-9061	\$23.07	\$16.94	\$26.13	\$22.69	\$47,980
Installation, Maintenance, and Repair Workers, All Other	49-9099	\$22.43	\$16.53	\$25.38	\$22.23	\$46,660
Laborers and Freight, Stock, and Material Movers, Hand	53-7062	\$20.24	\$15.87	\$22.42	\$20.15	\$42,098
Light Truck or Delivery Services Drivers	53-3033	\$22.64	\$13.60	\$27.15	\$20.61	\$47,082
Machine Feeders and Offbearers	53-7063	\$28.63	\$20.06	\$32.92	\$26.04	\$59,559
Machinists	51-4041	\$25.24	\$20.68	\$27.52	\$23.78	\$52,502
Maintenance and Repair Workers, General	49-9071	\$24.41	\$16.98	\$28.13	\$22.96	\$50,778
Maintenance Workers, Machinery	49-9043	\$28.98	\$23.99	\$31.47	\$29.10	\$60,269
Materials Engineers	17-2131	\$47.05	\$37.61	\$51.78	\$51.87	\$97,873
Mechanical Drafters	17-3013	\$31.67	\$24.29	\$35.36	\$30.25	\$65,866
Mechanical Engineering Technicians	17-3027	\$28.26	\$18.29	\$33.25	\$29.01	\$58,784
Mechanical Engineers	17-2141	\$49.13	\$36.14	\$55.63	\$49.30	\$102,199
Metal Workers and Plastic Workers, All Other	51-4199	\$23.01	\$18.55	\$25.25	\$20.92	\$47,870
Milling and Planing Machine Setters, Operators, and Tenders, Metal and Plastic	51-4035	\$24.80	\$18.54	\$27.93	\$24.80	\$51,587
Millwrights	49-9044	\$28.99	\$21.70	\$32.64	\$29.33	\$60,302
Mixing and Blending Machine Setters, Operators, and Tenders	51-9023	\$23.14	\$19.17	\$25.13	\$22.08	\$48,140
Molders, Shapers, and Casters, Except Metal and Plastic	51-9195	\$20.43	\$16.80	\$22.25	\$18.58	\$42,503
Multiple Machine Tool Setters, Operators, and Tenders, Metal and Plastic	51-4081	\$23.60	\$21.60	\$24.60	\$24.09	\$49,093
Packaging and Filling Machine Operators and Tenders	51-9111	\$24.23	\$15.13	\$28.78	\$22.82	\$50,401
Packers and Packagers, Hand	53-7064	\$17.17	\$14.25	\$18.63	\$17.12	\$35,709
Plating and Coating Machine Setters, Operators, and Tenders, Metal and Plastic	51-4193	\$19.74	\$17.49	\$20.86	\$19.28	\$41,053
Production Workers, All Other	51-9199	\$19.68	\$15.45	\$21.79	\$19.97	\$40,925
Rolling Machine Setters, Operators, and Tenders, Metal and Plastic	51-4023	\$22.37	\$18.17	\$24.47	\$21.21	\$46,525
Structural Metal Fabricators and Fitters	51-2041	\$24.79	\$20.86	\$26.76	\$24.61	\$51,562
Tool and Die Makers	51-4111	\$28.73	\$23.60	\$31.30	\$29.32	\$59,763
Water and Wastewater Treatment Plant and System Operators	51-8031	\$28.79	\$21.87	\$32.25	\$27.94	\$59,884
Welders, Cutters, Solderers, and Brazers	51-4121	\$24.14	\$20.05	\$26.19	\$22.89	\$50,211
Welding, Soldering, and Brazing Machine Setters, Operators, and Tenders	51-4122	\$23.70	\$20.43	\$25.34	\$23.93	\$49,302

The 2024 Iowa Wage data for the Independence Laborshed area was produced by the Labor Force & Occupational Analysis Bureau to provide communities local information on wages by occupation. Additional occupational wage and employment data for the Independence Laborshed area can be found at workforce.iowa.gov/laborshed/data. For more information regarding the 2024 OEWS estimates visit: bls.gov/oes/2024/may/oes_tec.htm

Balance of data compiled by Iowa Workforce Development using Laborshed data released in 2025.