

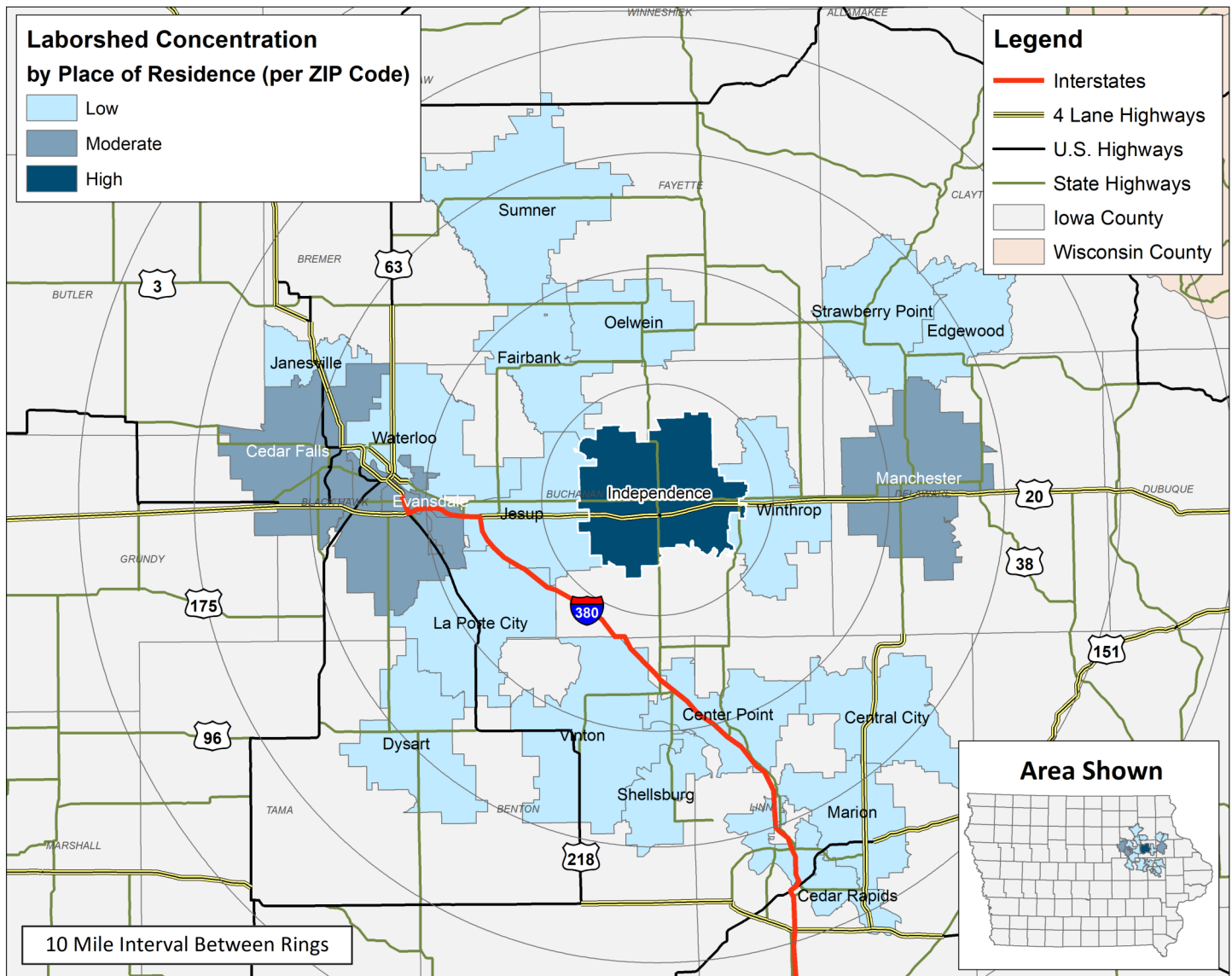
LABOR CHARACTERISTICS

ADVANCED MANUFACTURING



INDEPENDENCE, IA LABORSHED AREA

CONCENTRATION OF RESPONDENTS WITHIN THE LABORSHED AREA
WITH TRANSFERABLE EXPERIENCE/SKILLS BY PLACE OF RESIDENCE



Workers who have transferable experience/skills in the industry are currently commuting an average of 14 miles one way for work. Those who are likely to change/accept employment are willing to commute an average of 28 miles one way for the right employment opportunity.

FOR MORE INFORMATION REGARDING THE INDEPENDENCE, IA LABORSHED, CONTACT:

LABOR CHARACTERISTICS

ADVANCED MANUFACTURING

ESTIMATED AVAILABLE LABOR PER OCCUPATIONAL CATEGORY:

- Bus and Truck Mechanics and Diesel Engine Specialists - 1,228
- Crane and Tower Operators - 620
- Electricians - 613
- Engineering Technicians, Except Drafters, All Other - 612
- Engineers, All Other - 5,542
- Extruding and Drawing Machine Setters, Operators, and Tenders, Metal and Plastic - 616
- First-Line Supervisors of Mechanics, Installers, and Repairers - 3,078
- First-Line Supervisors of Production and Operating Workers - 3,079
- Heavy and Tractor-Trailer Truck Drivers - 4,927
- Industrial Engineers - 611
- Industrial Truck and Tractor Operators - 1,847
- Inspectors, Testers, Sorters, Samplers, and Weighers - 1,230
- Installation, Maintenance, and Repair Workers, All Other - 4,926
- Laborers and Freight, Stock, and Material Movers, Hand - 3,081
- Light Truck or Delivery Services Drivers - 1,231
- Maintenance Workers, Machinery - 614
- Multiple Machine Tool Setters, Operators, and Tenders, Metal and Plastic - 617
- Packaging and Filling Machine Operators and Tenders - 619
- Packers and Packers, Hand - 621
- Production Workers, All Other - 8,005
- Structural Metal Fabricators and Fitters - 615
- Team Assemblers - 3,080
- Tool and Die Makers - 618
- Welders, Cutters, Solderers, and Brazers - 1,229

AN ESTIMATED TOTAL OF **49,259** PEOPLE IN THE LABORSHED AREA

UNDEREMPLOYMENT (ESTIMATED):


- Low hours - 2.5% (139)
- Low income - 0.0%
- Mismatch of skills - 8.8% (491)
- Total - 10.0% (557)

(Individuals counted only once when estimating Total Underemployment.)

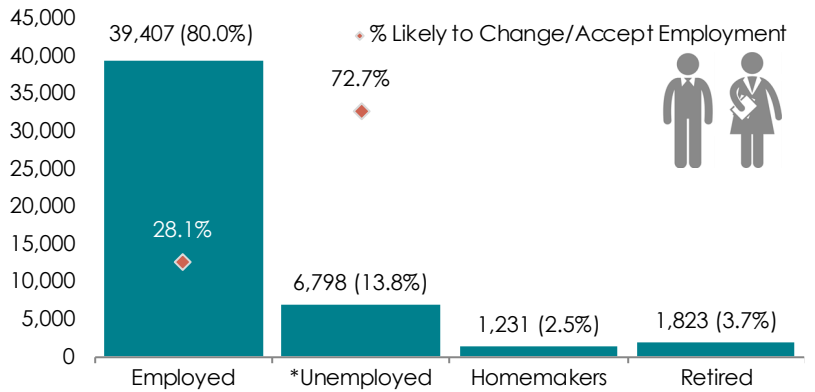
CURRENT BENEFITS:



DESIRED BENEFITS:



ESTIMATED TOTAL BY EMPLOYMENT STATUS (PERCENTAGE):



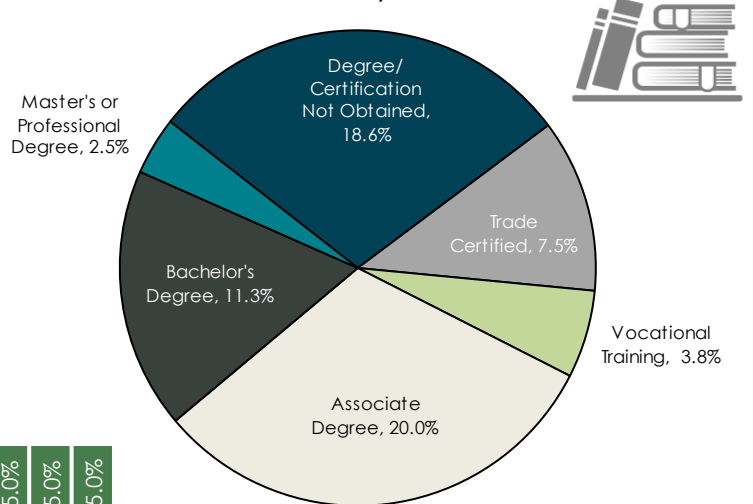
*Employment status is self-identified by the survey respondent. The unemployment percentage does not reflect the unemployment rate published by the U.S. Bureau of Labor Statistics, which applies a stricter definition.

EMPLOYMENT STATS:

- 77.5% paid an hourly wage
- 92.3% are/were employed full-time
- 7.7% are/were employed part-time
- 9.1% are/were self-employed
- 7.8% hold two or more jobs
- Currently working an average of 44 hours/week

EDUCATIONAL LEVEL:

(63.7% HAVE AN EDUCATION BEYOND HIGH SCHOOL)



TOP JOB SEARCH RESOURCES:

(For those seeking employment opportunities, by use.)

- Internet - 83.1%
 - www.indeed.com
 - www.linkedin.com
 - www.facebook.com
- Networking through friends, family or acquaintances - 44.2%
- IowaWORKS Centers - 32.5%
- Private Employment Services - 22.1%

LABOR CHARACTERISTICS

ADVANCED MANUFACTURING

OCCUPATION	OCCUPATIONAL CODE	MEAN WAGE	ENTRY WAGE	EXPERIENCED WAGE	MEDIAN WAGE	MEAN ANNUAL SALARY
Architectural and Engineering Managers	11-9041	\$64.85	\$46.93	\$73.81	\$65.21	\$134,891
Bus and Truck Mechanics and Diesel Engine Specialists	49-3031	\$22.70	\$14.71	\$26.70	\$22.75	\$47,226
Chemical Equipment Operators and Tenders	51-9011	\$25.85	\$18.16	\$29.70	\$25.85	\$53,778
Computer Hardware Engineers	17-2061	\$41.38	\$23.26	\$50.43	\$42.60	\$86,064
Conveyor Operators and Tenders	53-7011	\$17.68	\$13.70	\$19.66	\$16.60	\$36,766
Crushing, Grinding, and Polishing Machine Setters, Operators, and Tenders	51-9021	\$18.26	\$13.90	\$20.43	\$18.02	\$37,974
Cutting, Punching, and Press Machine Setters, Operators, and Tenders, Metal and Plastic	51-4031	\$19.07	\$15.14	\$21.04	\$19.02	\$39,671
Electrical and Electronic Engineering Technicians	17-3023	\$35.92	\$28.65	\$39.55	\$35.63	\$74,710
Electrical and Electronics Repairers, Commercial and Industrial Equipment	49-2094	\$29.61	\$24.49	\$32.17	\$29.55	\$61,583
Electrical Engineers	17-2071	\$51.20	\$36.81	\$58.40	\$49.60	\$106,497
Electricians	47-2111	\$29.12	\$17.60	\$34.88	\$27.99	\$60,577
Electro-Mechanical Technicians	17-3024	\$27.85	\$22.22	\$30.67	\$27.78	\$57,929
Electronics Engineers, Except Computer	17-2072	\$44.41	\$34.75	\$49.23	\$42.14	\$92,364
Engineers, All Other	17-2199	\$41.62	\$27.66	\$48.60	\$38.26	\$86,577
Extruding and Drawing Machine Setters, Operators, and Tenders, Metal and Plastic	51-4021	\$22.76	\$14.21	\$27.04	\$25.49	\$47,348
First-Line Supervisors of Mechanics, Installers, and Repairers	49-1011	\$35.82	\$22.90	\$42.28	\$34.56	\$74,506
First-Line Supervisors of Production and Operating Workers	51-1011	\$32.79	\$20.82	\$38.77	\$30.14	\$68,198
Foundry Mold and Coremakers	51-4071	\$25.55	\$19.72	\$28.46	\$25.70	\$53,137
Grinding and Polishing Workers, Hand	51-9022	\$18.54	\$14.26	\$20.68	\$17.84	\$38,561
Grinding, Lapping, Polishing, and Buffing Machine Tool Setters, Operators, and Tenders, Metal and Plastic	51-4033	\$18.02	\$14.31	\$19.88	\$17.69	\$37,491
Heat Treating Equipment Setters, Operators, and Tenders, Metal and Plastic	51-4191	\$17.74	\$14.06	\$19.57	\$17.71	\$36,889
Heavy and Tractor-Trailer Truck Drivers	53-3032	\$19.12	\$15.25	\$21.05	\$18.41	\$39,761
Helpers--Production Workers	51-9198	\$16.20	\$12.95	\$17.82	\$15.90	\$33,696
Industrial Engineering Technicians	17-3026	\$33.66	\$21.25	\$39.87	\$27.77	\$70,016
Industrial Engineers	17-2112	\$44.61	\$31.86	\$50.99	\$42.53	\$92,791
Industrial Machinery Mechanics	49-9041	\$25.20	\$19.09	\$28.25	\$25.50	\$52,406
Industrial Production Managers	11-3051	\$51.65	\$33.74	\$60.60	\$47.55	\$107,423
Industrial Truck and Tractor Operators	53-7051	\$20.10	\$15.92	\$22.19	\$20.08	\$41,814
Inspectors, Testers, Sorters, Samplers, and Weighers	51-9061	\$24.42	\$16.96	\$28.15	\$23.40	\$50,790
Installation, Maintenance, and Repair Workers, All Other	49-9099	\$19.50	\$14.13	\$22.18	\$18.32	\$40,560
Laborers and Freight, Stock, and Material Movers, Hand	53-7062	\$16.62	\$12.00	\$18.93	\$16.61	\$34,568
Lathe and Turning Machine Tool Setters, Operators, and Tenders, Metal and Plastic	51-4034	\$20.23	\$12.17	\$24.26	\$19.01	\$42,077
Light Truck or Delivery Services Drivers	53-3033	\$17.26	\$10.73	\$20.53	\$15.90	\$35,906
Machine Feeders and Offbearers	53-7063	\$24.98	\$14.55	\$30.20	\$25.09	\$51,963
Machinists	51-4041	\$22.98	\$17.71	\$25.61	\$22.58	\$47,790
Maintenance and Repair Workers, General	49-9071	\$21.94	\$13.85	\$25.99	\$21.70	\$45,645
Mechanical Drafters	17-3013	\$30.37	\$21.77	\$34.67	\$28.97	\$63,166
Mechanical Engineering Technicians	17-3027	\$27.72	\$20.34	\$31.42	\$27.35	\$57,667
Mechanical Engineers	17-2141	\$45.17	\$31.08	\$52.21	\$42.46	\$93,944
Metal Workers and Plastic Workers, All Other	51-4199	\$24.30	\$16.44	\$28.23	\$22.62	\$50,540
Metal-Refining Furnace Operators and Tenders	51-4051	\$24.51	\$16.32	\$28.60	\$27.20	\$50,973
Milling and Planing Machine Setters, Operators, and Tenders, Metal and Plastic	51-4035	\$21.85	\$16.61	\$24.47	\$21.02	\$45,457
Millwrights	49-9044	\$28.08	\$17.24	\$33.49	\$24.27	\$58,402
Mixing and Blending Machine Setters, Operators, and Tenders	51-9023	\$20.80	\$14.44	\$23.98	\$19.91	\$43,268
Molding, Coremaking, and Casting Machine Setters, Operators, and Tenders, Metal and Plastic	51-4072	\$22.17	\$14.35	\$26.08	\$22.25	\$46,117
Multiple Machine Tool Setters, Operators, and Tenders, Metal and Plastic	51-4081	\$20.64	\$16.30	\$22.80	\$19.72	\$42,922
Packaging and Filling Machine Operators and Tenders	51-9111	\$23.73	\$13.78	\$28.71	\$25.14	\$49,362
Packers and Packagers, Hand	53-7064	\$15.70	\$11.28	\$17.91	\$16.09	\$32,660
Plating and Coating Machine Setters, Operators, and Tenders, Metal and Plastic	51-4193	\$17.63	\$13.93	\$19.48	\$17.55	\$36,676
Production Workers, All Other	51-9199	\$17.22	\$10.45	\$20.61	\$16.61	\$35,818
Structural Metal Fabricators and Fitters	51-2041	\$20.40	\$16.43	\$22.38	\$20.04	\$42,425
Tool and Die Makers	51-4111	\$24.99	\$19.96	\$27.50	\$24.66	\$51,972
Water and Wastewater Treatment Plant and System Operators	51-8031	\$25.63	\$17.73	\$29.58	\$26.33	\$53,315
Welders, Cutters, Solderers, and Brazers	51-4121	\$19.99	\$15.97	\$22.00	\$20.14	\$41,583

The 2021 Iowa Wage data for the Independence, IA Laborshed area was produced by the Labor Force & Occupational Analysis Bureau to provide communities local information on wages by occupation. The source of the wage and employment data is based on the May 2020 OES estimates. Additional occupational wage and employment data can be found at www.iowalmi.gov/laborshed.

Balance of data compiled by Iowa Workforce Development using Laborshed data released in 2021.