

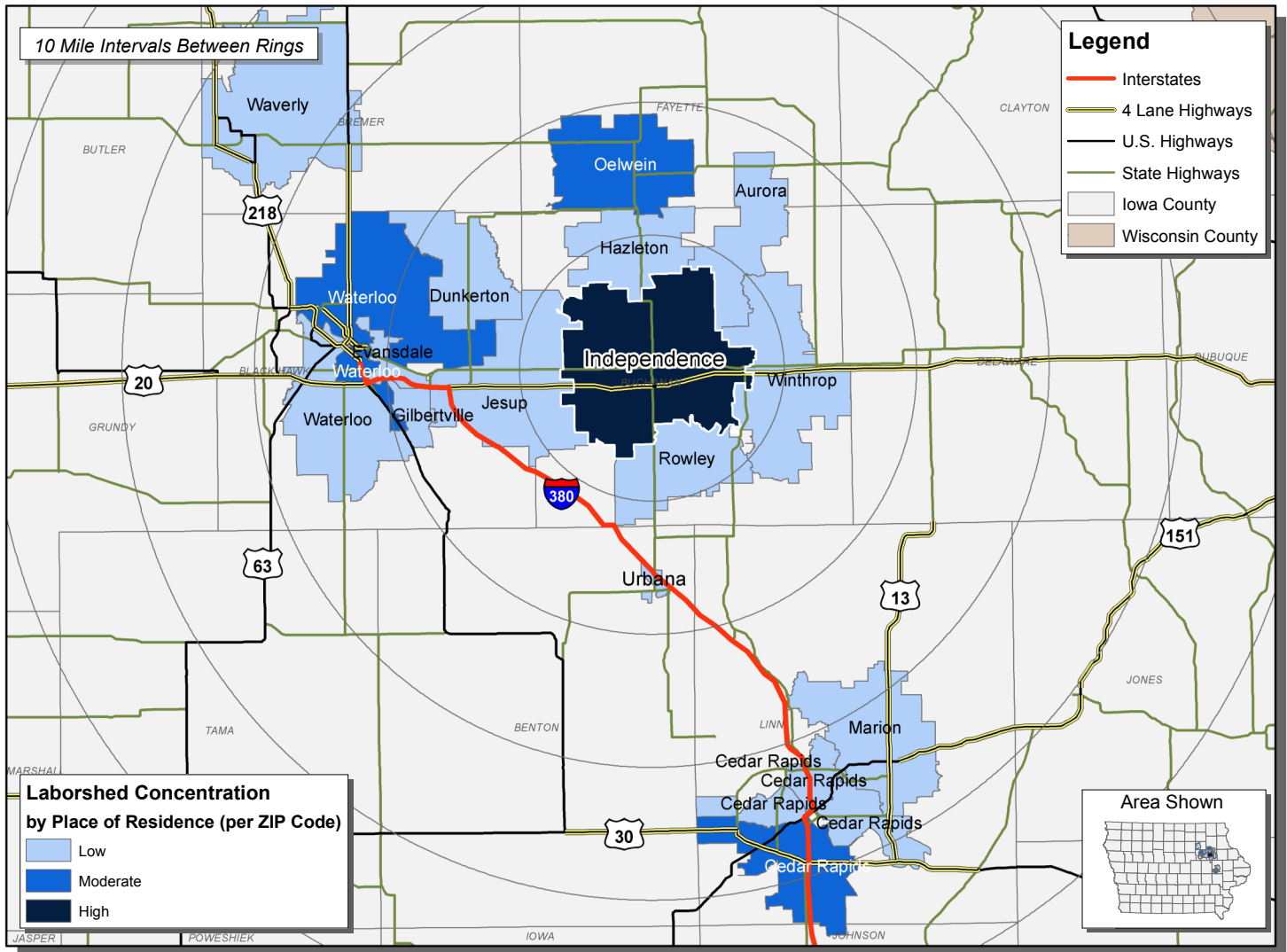
LABOR CHARACTERISTICS

SKILLED TRADES



BUCHANAN COUNTY, IOWA LABORSHED AREA

CONCENTRATION OF RESPONDENTS WITHIN THE LABORSHED AREA
WITH TRANSFERABLE EXPERIENCE/SKILLS BY PLACE OF RESIDENCE



Workers who have transferable experience/skills in the industry are currently commuting an average of 13 miles one way for work. Those who are likely to change/accept employment are willing to commute an average of 24 miles one way for the right employment opportunity.

FOR MORE INFORMATION REGARDING THE BUCHANAN COUNTY LABORSHED, CONTACT:

Buchanan County Economic Development Commission

P.O. Box 109

Independence, IA 50644

Phone: 319-334-7497

Email: director@growbuchanan.com

www.growbuchanan.com

LABOR CHARACTERISTICS



SKILLED TRADES

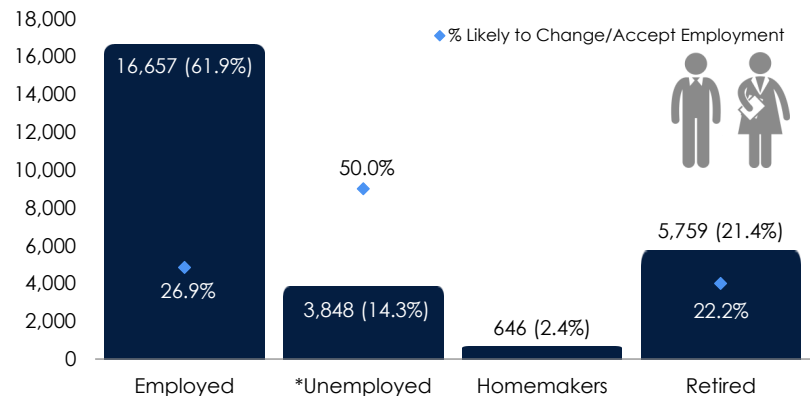
ESTIMATED POTENTIAL AVAILABLE LABOR PER OCCUPATIONAL CATEGORY:

SKILLED TRADES:

- Carpenters - 771
- Construction Laborers - 1,321
- Electric Motor, Power Tool, and Related Repairers - 759
- Electrical and Electronic Engineering Technicians - 768
- Electrical Power-Line Installers and Repairers - 788
- Electricians - 1,322
- Industrial Truck and Tractor Operators - 1,359
- Installation, Maintenance, and Repair Workers - 2,386
- Landscaping and Groundskeeping Workers - 776
- Machinists - 2,394
- Maintenance and Repair Workers - 5,654
- Maintenance Workers, Machinery - 783
- Mobile Heavy Equipment Mechanics - 753
- Painters, Construction and Maintenance - 765
- Sheet Metal Workers - 760
- Truck Drivers, Heavy and Tractor-Trailer - 4,035
- Truck Drivers, Light or Delivery Services - 738
- Woodworkers - 778

AN ESTIMATED TOTAL OF
26,910 PEOPLE IN THE LABORSHED AREA

ESTIMATED TOTAL BY EMPLOYMENT STATUS (PERCENTAGE):



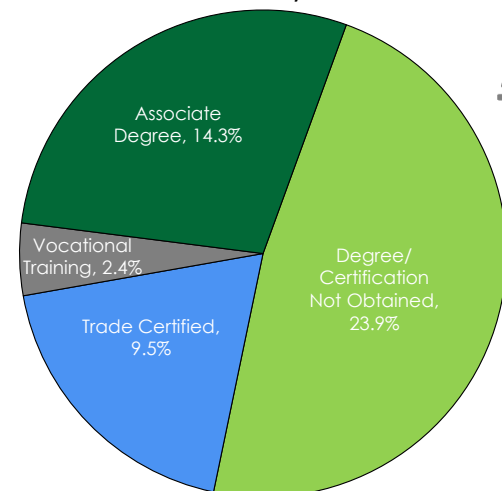
**Employment status is self-identified by the survey respondent. The unemployment percentage does not reflect the unemployment rate published by the U.S. Bureau of Labor Statistics, which applies a stricter definition.*

EMPLOYMENT STATS:

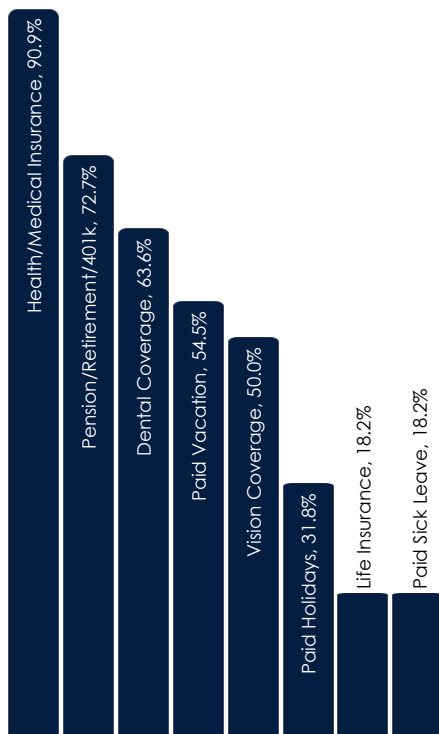
- 89.2% paid an hourly wage
- 83.3% are/were employed full-time
- 9.5% are/were employed part-time
- 4.8% are/were seasonally employed
- 2.4% are/were self-employed
- 3.8% hold two or more jobs
- Currently working an average of 42 hours/week

EDUCATIONAL LEVEL:

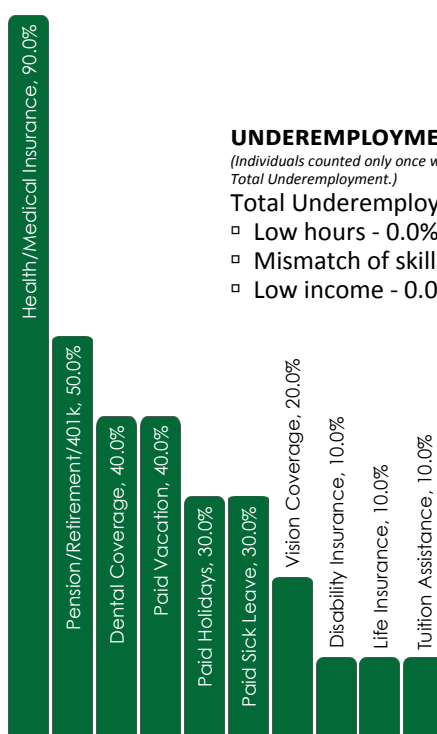
(50.1% HAVE AN EDUCATION BEYOND HIGH SCHOOL)



CURRENT BENEFITS:



DESIRED BENEFITS:



UNDEREMPLOYMENT:

(Individuals counted only once when estimating Total Underemployment.)

Total Underemployment - 0.0%

- Low hours - 0.0%
- Mismatch of skills - 0.0%
- Low income - 0.0%

TOP JOB SEARCH RESOURCES:

(For those seeking employment opportunities, by use.)

- Internet - 63.9%
 - www.monster.com
- Local/Regional Newspapers - 58.4%
 - The Gazette - Cedar Rapids
 - Waterloo-Cedar Falls Courier
- IowaWORKS Centers - 16.7%
- Networking through friends, family or acquaintances - 16.7%



WORKPLACE FLEXIBILITY:

(by percent of interest)

- Cross-training - 83.3%
- Job teams - 75.0%
- Job sharing - 50.0%
- Varied shifts - 33.3%
- Temporary work - 50.0%
- Seasonal work - 41.7%



LABOR CHARACTERISTICS - WAGES

SKILLED TRADES

OCCUPATION	OCCUPATIONAL CODE	MEAN WAGE	ENTRY WAGE	EXPERIENCED WAGE	MEDIAN WAGE	MEAN ANNUAL SALARY
Aircraft Mechanics and Service Technicians	49-3011	\$ 27.55	\$ 21.65	\$ 30.50	\$ 28.12	\$ 57,309
Automotive Body and Related Repairers	49-3021	\$ 21.23	\$ 15.19	\$ 24.26	\$ 19.34	\$ 44,167
Automotive Service Technicians and Mechanics	49-3023	\$ 18.23	\$ 11.86	\$ 21.41	\$ 17.55	\$ 37,919
Brickmasons and Blockmasons	47-2021	\$ 22.93	\$ 16.15	\$ 26.32	\$ 25.04	\$ 47,695
Bus and Truck Mechanics and Diesel Engine Specialists	49-3031	\$ 20.68	\$ 14.84	\$ 23.60	\$ 19.80	\$ 43,013
Carpenters	47-2031	\$ 18.87	\$ 13.39	\$ 21.61	\$ 18.24	\$ 39,240
Cement Masons and Concrete Finishers	47-2051	\$ 19.39	\$ 15.30	\$ 21.43	\$ 18.74	\$ 40,330
Construction and Building Inspectors	47-4011	\$ 24.99	\$ 17.28	\$ 28.85	\$ 24.93	\$ 51,982
Construction Laborers	47-2061	\$ 15.77	\$ 11.95	\$ 17.69	\$ 15.35	\$ 32,807
Drywall and Ceiling Tile Installers	47-2081	\$ 23.30	\$ 16.99	\$ 26.46	\$ 22.97	\$ 48,474
Electrical and Electronic Engineering Technicians	17-3023	\$ 29.42	\$ 22.17	\$ 33.04	\$ 29.52	\$ 61,195
Electrical and Electronics Repairers, Commercial and Industrial Equipment	49-2094	\$ 23.94	\$ 16.90	\$ 27.46	\$ 23.90	\$ 49,788
Electrical Power-Line Installers and Repairers	49-9051	\$ 28.66	\$ 19.49	\$ 33.25	\$ 30.71	\$ 59,616
Electricians	47-2111	\$ 26.42	\$ 17.15	\$ 31.05	\$ 25.64	\$ 54,953
Farm Equipment Mechanics and Service Technicians	49-3041	\$ 18.94	\$ 13.31	\$ 21.75	\$ 18.65	\$ 39,390
Furniture Finishers	51-7021	\$ 13.02	\$ 9.91	\$ 14.57	\$ 13.02	\$ 27,073
Hazardous Materials Removal Workers	47-4041	\$ 17.37	\$ 13.21	\$ 19.45	\$ 15.58	\$ 36,131
Heating, Air Conditioning, and Refrigeration Mechanics and Installers	49-9021	\$ 23.69	\$ 16.84	\$ 27.12	\$ 22.76	\$ 49,278
Heavy and Tractor-Trailer Truck Drivers	53-3032	\$ 19.54	\$ 13.57	\$ 22.52	\$ 19.78	\$ 40,638
Helpers--Installation, Maintenance, and Repair Workers	49-9098	\$ 13.54	\$ 8.71	\$ 15.95	\$ 13.98	\$ 28,155
Highway Maintenance Workers	47-4051	\$ 21.30	\$ 17.31	\$ 23.29	\$ 21.87	\$ 44,295
Industrial Machinery Mechanics	49-9041	\$ 26.53	\$ 18.50	\$ 30.55	\$ 26.69	\$ 55,187
Industrial Truck and Tractor Operators	53-7051	\$ 15.84	\$ 12.13	\$ 17.70	\$ 15.67	\$ 32,947
Installation, Maintenance, and Repair Workers, All Other	49-9099	\$ 19.23	\$ 12.15	\$ 22.76	\$ 18.25	\$ 39,988
Insulation Workers, Floor, Ceiling, and Wall	47-2131	\$ 19.74	\$ 11.68	\$ 23.77	\$ 15.78	\$ 41,056
Insulation Workers, Mechanical	47-2132	\$ 18.35	\$ 14.22	\$ 20.42	\$ 17.58	\$ 38,178
Landscaping and Groundskeeping Workers	37-3011	\$ 12.98	\$ 9.16	\$ 14.88	\$ 11.95	\$ 26,991
Locksmiths and Safe Repairers	49-9094	\$ 19.88	\$ 15.62	\$ 22.00	\$ 20.16	\$ 41,342
Machinists	51-4041	\$ 20.88	\$ 15.85	\$ 23.40	\$ 20.57	\$ 43,429
Maintenance and Repair Workers, General	49-9071	\$ 20.16	\$ 13.30	\$ 23.59	\$ 18.63	\$ 41,932
Maintenance Workers, Machinery	49-9043	\$ 20.66	\$ 15.75	\$ 23.12	\$ 18.85	\$ 42,975
Medical Equipment Repairers	49-9062	\$ 22.72	\$ 15.52	\$ 26.32	\$ 22.18	\$ 47,255
Millwrights	49-9044	\$ 23.97	\$ 17.76	\$ 27.07	\$ 25.01	\$ 49,855
Motorcycle Mechanics	49-3052	\$ 18.00	\$ 12.99	\$ 20.50	\$ 17.88	\$ 37,436
Operating Engineers and Other Construction Equipment Operators	47-2073	\$ 21.61	\$ 16.11	\$ 24.36	\$ 21.63	\$ 44,946
Painters, Construction and Maintenance	47-2141	\$ 16.97	\$ 11.92	\$ 19.49	\$ 16.42	\$ 35,294
Plumbers, Pipefitters, and Steamfitters	47-2152	\$ 23.16	\$ 16.79	\$ 26.35	\$ 24.48	\$ 48,180
Roofers	47-2181	\$ 16.97	\$ 12.43	\$ 19.24	\$ 16.33	\$ 35,303
Security and Fire Alarm Systems Installers	49-2098	\$ 18.53	\$ 15.93	\$ 19.83	\$ 17.89	\$ 38,552
Sheet Metal Workers	47-2211	\$ 23.07	\$ 16.36	\$ 26.42	\$ 20.65	\$ 47,978
Telecommunications Equipment Installers and Repairers, Except Line Installers	49-2022	\$ 24.76	\$ 16.78	\$ 28.76	\$ 25.30	\$ 51,508
Tool and Die Makers	51-4111	\$ 22.83	\$ 17.12	\$ 25.69	\$ 23.57	\$ 47,489
Truck Drivers, Light or Delivery Services	53-3033	\$ 17.04	\$ 10.58	\$ 20.26	\$ 14.68	\$ 35,434
Welders, Cutters, Solderers, and Brazers	51-4121	\$ 17.74	\$ 14.32	\$ 19.45	\$ 17.46	\$ 36,890
Woodworkers, All Other	51-7099	\$ 10.09	\$ 8.28	\$ 11.00	\$ 9.41	\$ 20,986

The 2016 Iowa Wage data for the Buchanan County Laborshed area was produced by the Labor Force & Occupational Analysis Bureau to provide communities local information on wages by occupation. The source of the wage and employment data is based on the May 2015 OES estimates. Additional occupational wage and employment data can be found at <http://www.iowaworkforcedevelopment.gov/iawagereport>.